

2024

MGA THURSDAY NIGHT LEAGUE HANDICAPS

<i>Phillips Farm</i>	<i>HANDICAP</i>	<i>R1</i>	<i>R2</i>	<i>R3</i>	<i>R4</i>	<i>WON</i>	<i>LOST</i>	<i>ROUNDS</i>
CHAD LEVAN	9	12	14	10	7	6	8	7
CONNOR ZIMMERMAN	8	14	4	8	15	8	6	7
JOE HIRSCH	4	5	6	4	5	6.5	3.5	5
JOHN SPICHER	10	10	17	13	11	14.5	5.5	10
KEVIN SMITH	9	13	8	12	10	15.5	14.5	15
MITCH PHILLIPS	8	9	11	14	7	8.5	7.5	8
BUMP LESHKO	4	7	2	4	9	12.5	7.5	10
STEVE BOYER	4	2	5	6	7	10	10	10
Phillips Farm - SUB	-					0	0	0

<i>Lykens Valley Golf Resort</i>	<i>HANDICAP</i>	<i>R1</i>	<i>R2</i>	<i>R3</i>	<i>R4</i>	<i>WON</i>	<i>LOST</i>	<i>ROUNDS</i>
BENJAMIN RUDY	2	5	1	3	3	13.5	8.5	11
BOB KULP	3	3	1	6	3	14.5	1.5	8
CHRIS KLINGER	6	9	8	8	6	13.5	2.5	8
DOUG WETZEL	2	1	1	4	2	10	4	7
ED HOVENSTINE	8	9	9	10	11	8	2	5
KRIS SHULTZ	4	6	4	7	3	7.5	8.5	8
LOGAN SHULTZ	6	4	12	4	9	10	2	6
LOU SOUTHARD	9	13	11	16	7	11	1	6
STEVE SUMMERS	13	15	18	21	13	2	6	4
TROY EYSTER	4	6	5	1	9	12.5	5.5	9
Lykens Valley Golf Resort - SUB	-					0	0	0

<i>Alvord Polk Tool</i>	<i>HANDICAP</i>	<i>R1</i>	<i>R2</i>	<i>R3</i>	<i>R4</i>	<i>WON</i>	<i>LOST</i>	<i>ROUNDS</i>
AARON CLEVELAND	3	6	4	2	4	10.5	9.5	10
BRETT BOYER	3	2	5	5	4	11	3	7
COLE BOYER	4	2	8	5	4	14.5	13.5	14
DAVE BOYER	8	4	7	11	17	6.5	7.5	7
DERRICK BOPP	7	8	10	4	13	10	10	10
JOSH CLARK	8	8	13	13	7	12	4	8
KIRBY BROSIUS	6	4	7	10	9	6	4	5
RYAN BOYER	3	3	-1	7	6	14.5	7.5	11
Alvord Polk Tool - SUB	-					0	0	0

MGA INDIVIDUAL DUES = \$40 - ARE PAST DUE

RED SQUARE = HAVE NOT PAID DUES - YOU MUST PAY NOW OR YOU CAN NOT GET POINTS FOR YOUR TEAM

2024

MGA THURSDAY NIGHT LEAGUE HANDICAPS

<i>Etzweiler Lawn Care</i>	<i>HANDICAP</i>	<i>R1</i>	<i>R2</i>	<i>R3</i>	<i>R4</i>	<i>WON</i>	<i>LOST</i>	<i>ROUNDS</i>
ANDY ETZWEILER	2	2	3	2	3	12	16	14
BOB SHUTT	6	2	7	12	10	6	4	5
ISAAC SHUTT	5	6	6	6	5	7.5	8.5	8
LOWELL RICKERT	8	14	7	8	10	6.5	9.5	8
LUKE ETZWEILER	2	2	1	2	5	12.5	13.5	13
SHANE SHUTT	5	2	8	5	10	4	10	7
TATE ETZWEILER	4	4	5	3	6	7.5	8.5	8
TROY ETZWEILER	9	10	7	18	10	10	8	9
Etzweiler Lawn Care - Sub	-					0	0	0

<i>General Services LLC</i>	<i>HANDICAP</i>	<i>R1</i>	<i>R2</i>	<i>R3</i>	<i>R4</i>	<i>WON</i>	<i>LOST</i>	<i>ROUNDS</i>
ADAM ZIGNER	8	10	7	12	11	7	19	13
ALEX MESSNER	9	6	14	12	11	8	14	11
BEN ZIGNER	9	10	16	9	9	14	16	15
JP LEITZEL	11	8	13	14	19	7.5	4.5	6
JUSTIN ADAMS	#DIV/0!					0	0	0
MASEN BELLIS	12	15	13	16	15	5	7	6
MORGAN SMELTZ	9	17	7	8	13	10.5	7.5	9
TODD RUPP	13	20	17	12	14	1	1	1
ZACH LESHER	10	7	16	13	14	7	13	10
General Services - SUB	-					0	2	1

<i>Wagner's Crew</i>	<i>HANDICAP</i>	<i>R1</i>	<i>R2</i>	<i>R3</i>	<i>R4</i>	<i>WON</i>	<i>LOST</i>	<i>ROUNDS</i>
BOB WAGNER	12	14	11	14	19	7.5	6.5	7
BRANT BINGAMAN	9	7	13	9	16	4	8	6
BRUCE IMHOF	8	8	11	12	7	12.5	9.5	11
DOUG COPPULA	12	13	15	18	16	4.5	11.5	8
GREG CASNER	5	6	5	6	8	11	11	11
JD FORNWALT	3	5	3	7	1	14	12	13
LOGAN BROSIUS	6	6	8	10	4	4.5	7.5	6
MIKE MORIN	14	20	22	28	25	3.5	12.5	8
Wagner's Crew - Sub	-					2	2	2

MGA INDIVIDUAL DUES = \$40 - ARE PAST DUE

RED SQUARE = HAVE NOT PAID DUES - YOU MUST PAY NOW OR YOU CAN NOT GET POINTS FOR YOUR TEAM

2024

MGA THURSDAY NIGHT LEAGUE HANDICAPS

<i>Flight Source</i>	<i>HANDICAP</i>	<i>R1</i>	<i>R2</i>	<i>R3</i>	<i>R4</i>	<i>WON</i>	<i>LOST</i>	<i>ROUNDS</i>
AUSTIN NICHOLS	14	22	27	28		0	6	3
CADEN FEASTER	7	6	11	12	8	8.5	3.5	6
CASEY WISE	12	15	16	15	15	3	9	6
CODY SNYDER	14	17	15	21	23	2	6	4
JAYDEN FULKROAD	5	11	6	0	6	17	17	17
JOHN SCHOFFSTALL	4	4	12	1	2	14.5	9.5	12
JOSH WARD	12	13	14	13	19	2	14	8
NATE LEHMAN	12	14	16			0	4	2
NICK CALLA	11	17	16	12	10	5.5	2.5	4
RICK FULKROAD	3	3	4	3	5	2	16	9
Flight Source - Sub	-					0	2	1

<i>B & S Transportation</i>	<i>HANDICAP</i>	<i>R1</i>	<i>R2</i>	<i>R3</i>	<i>R4</i>	<i>WON</i>	<i>LOST</i>	<i>ROUNDS</i>
DWAIN MESSERSMITH	8	8	7	10	13	11.5	6.5	9
JEFF GONSAR	8	10	2	17	13	8.5	7.5	8
JIM KOPPENHAVER	9	10	12	7	16	8	10	9
KEITH CROUTHARMER	3	2	4	3	4	16.5	9.5	13
MATT MALONE	3	5	4	3	4	14	2	8
NICK KERSTETTER	3	3	1	6	5	12.5	5.5	9
SCOTT SCHOFFSTALL	6	9	7	7	7	9	7	8
TROY SPONSLER	10	15	13	11	12	9	7	8
B&S Transportation - Sub	-					0	0	0

<i>Edward Jones</i>	<i>HANDICAP</i>	<i>R1</i>	<i>R2</i>	<i>R3</i>	<i>R4</i>	<i>WON</i>	<i>LOST</i>	<i>ROUNDS</i>
ADRIAN FULKROAD	8	8	12	12	10	6	6	6
AIDAN FULKROAD	2	1	6	3	-1	11	11	11
AUSTIN COOK	14	17	20	15	24	4	4	4
BOB WERT	3	5	3	4	2	13	3	8
DENNIS SORENSEN	14	16	18	24	20	3	17	10
ERNIE KISSINGER	8	10	13	9	7	12.5	13.5	13
GARY LEGORE	9	4	15	17	11	12	8	10
RANDY ARNOLD	14	19	21	13	23	5	15	10
Edward Jones - Sub	-					0	0	0

MGA INDIVIDUAL DUES = \$40 - ARE PAST DUE

RED SQUARE = HAVE NOT PAID DUES - YOU MUST PAY NOW OR YOU CAN NOT GET POINTS FOR YOUR TEAM

2024

MGA THURSDAY NIGHT LEAGUE HANDICAPS

Magnolia Realty	HANDICAP	R1	R2	R3	R4	WON	LOST	ROUNDS
BOB KEENEY	7	9	10	8	9	6	14	10
CORY FERREE	9	9	12	15	10	10	12	11
EDDIE ENGLE	14	20	19	12	28	4.5	11.5	8
JOSH LESHER	9	14	7	12	10	8	8	8
KEITH MALZI		12	3	8	6	0	2	1
KEN BOWMAN	9	9	9	14	13	8.5	9.5	9
PATRICK WELKER	14	19	19	19	22	1.5	12.5	7
SHAWN CARL	4	7	8	7	0	14.5	9.5	12
STU MARGERUM	11	13	13	14	14	2.5	7.5	5
Magnolia Realty - Sub	-					1	1	1

Tasty's Terrors	HANDICAP	R1	R2	R3	R4	WON	LOST	ROUNDS
BOBBY SCHWAK	5	7	4	6	6	6.5	13.5	10
BRANDON BOYER	3	4	0	5	6	8.5	3.5	6
CHRIS MERCURIO	3	2	10	1	2	16.5	11.5	14
COLLIN GOLDEN	11	14	17	14	9	4	10	7
COLLIN SCHWAK	7	8	9	13	5	4	8	6
DARRYL KERSTETTER	8	10	13	8	7	0	2	1
DOUG KLINGER	14	19				0	2	1
JIM KELLEY	4	6	5	6	5	8.5	7.5	8
KEN MILLER	5	5	7	9	3	6	2	4
ROGER CARL	5	3	8	6	10	8	8	8
RON BEDNAR	8	8	9	11	11	10	4	7
Tasty's Terrors - Sub	-					0	0	0

Reed's Sunoco	HANDICAP	R1	R2	R3	R4	WON	LOST	ROUNDS
HAYDEN BIXLER	10	9	7	12	20	12.5	3.5	8
JOEL SMITH	6	6	12	6	5	9.5	8.5	9
KYLE MARTZ	4	4	6	7	5	7.5	12.5	10
LARRY LONCAR	5	6	9	3	6	7	9	8
RAMEY FEIDT	12	13	15	16	14	12	6	9
RICK FEIDT	5	9	3	5	8	12.5	5.5	9
TROY FEIDT	3	6	3	1	3	7.5	10.5	9
TYLER HENNINGER	8	10	7	9	13	7.5	8.5	8
Reed's Sunoco - Sub	-					0	4	2




MGA INDIVIDUAL DUES = \$40 - ARE PAST DUE

RED SQUARE = HAVE NOT PAID DUES - YOU MUST PAY NOW OR YOU CAN NOT GET POINTS FOR YOUR TEAM

2024

MGA THURSDAY NIGHT LEAGUE HANDICAPS

Weida Brothers	HANDICAP	R1	R2	R3	R4	WON	LOST	ROUNDS
HUNTER CROWELL	10	18	12	11	9	14	4	9
JOHN CURTIS	9	9	13	13	8	11.5	8.5	10
KEVIN WARREN	10	14	9	16	9	6.5	5.5	6
MARK MACE	12	14	17	14	14	6	12	9
MATT STONEROAD	5	5	5	7	8	11	9	10
NATE DEITRICH	12	7	14	21	18	5.5	8.5	7
RICKEY LESHER	6	8	7	7	10	11	11	11
SHAUN LASH	9	8	13	8	14	9.5	8.5	9
Weida Brothers - Sub	-					0.5	1.5	1

	Daley's Construction	HANDICAP	R1	R2	R3	R4	WON	LOST	ROUNDS
	ADAM HOKE		14	9	15	15	0	0	0
	CAMERON SNYDER	14	19	24	14	22	0	0	0
	JEREMY HAND	12	13	12	17	20	6.5	3.5	5
	JIMMY ENDERS		16	20	15	15	0	6	3
	JUDD HIRSCH		16	13	14	10	0	0	0
	KYLE GINGRICH	8	11	7	15	8	8	2	5
	KYLE MONGOLD	4	3	0	7	8	9	5	7
	MATT ETZWEILER	14	19	12	21	21	2	4	3
	NATE DALEY	7	8	7	15	4	3	9	6
	NICK ROMBERGER	13	16	15	17	17	4	8	6
	PETE McCAULEY	6	7	6	8	7	8	8	8
	ZAK MAIDEN	6	6	6	4	15	15.5	16.5	16
	Daley's Construction - Sub	-					4	22	13

MGA INDIVIDUAL DUES = \$40 - ARE PAST DUE

RED SQUARE = HAVE NOT PAID DUES - YOU MUST PAY NOW OR YOU CAN NOT GET POINTS FOR YOUR TEAM